

MS DOUCE FRANCE

Premium ship • 55 cabins • Rhine

SHIP CODE: DCF_NV



MS DOUCE FRANCE

Completely renovated in 2017 according to the company's new standards, this ship now offers much more spacious cabins with large bay windows on the upper deck.

The soft and feminine decoration mixes shades of pink with aubergine and anise colors in the common areas. The cabins evoke a marine atmosphere.



LOUNGE / BAR



BAR




RESTAURANT

Located on the upper deck, the lounge / bar (at the front) and the restaurant (at the rear) have wide panoramic windows.

The cabins are spread over two decks: on the upper deck, they have large windows with French balconies; on the main deck, they have large windows.

Do not hesitate to go to the sun deck to relax! It is furnished with armchairs and sun loungers to allow you to relax while enjoying a panoramic view of the landscapes.



RECEPTION

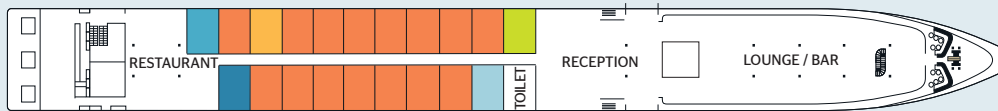
MS DOUCE FRANCE

DECKS AND TECHNICAL DETAILS

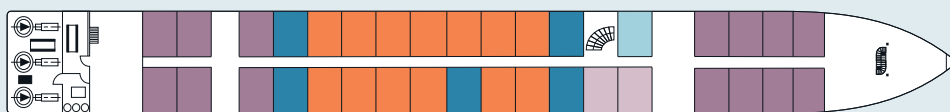
SUN DECK



UPPER DECK



MAIN DECK



Double cabin Cat. A
14,50 m²

Single cabin Cat. A
9,50 m²

Double cabin Cat. B
14,50 m²

Single cabin Cat. B
9,50 m²

Suite Cat. B
15,50 m² and 23 m²

Double cabin Cat. C
14,50 m²

Single cabin Cat. C
9,50 m²

PRM cabin⁽¹⁾ Cat. B
14,50 m²

SUN DECK:

- Sun loungers
- Large shaded area

UPPER DECK:

- Restaurant
- Lounge / bar with dancefloor
- Reception
- Outside cabins

MAIN DECK:

- Outside cabins

Year of construction: 1997

Year of renovation: 2017

Number of decks: 2

Crew members: 26

Length: 110 meters

Width: 10,40 meters

Number of cabins: 55

Number of passengers: 106

PRM cabin⁽¹⁾: 1

The maximum capacity of the boat is 55 cabins. Depending on cruise requirements, this capacity may be contractually modified.









SUITE - UPPER DECK


MS DOUCE FRANCE

CABINS

Choose between 3 cabin categories:

Category A:  
Cabin with a "premium" location.

Category B:    
Cabin with an "intermediate" location.

Category C:  
Cabin can be slightly smaller in size and with a "standard" location.

UPPER DECK - 20 CABINS with French balcony, sliding windows

Cat. A: • 15 double cabins - 2 adjustable twin beds - 14,50 m²
• 1 single cabin - 1 single bed - 9,50 m²

Cat. B: • 1 double cabin - 2 adjustable twin beds - 14,50 m²
• 1 single cabin - 1 single bed - 9,50 m²
• 1 PRM cabin⁽¹⁾ - 1 large bed - 14,50 m²
• 1 suite - 3 single beds (including 2 adjoining beds + 1 sofa bed) - 23,50 m²

MAIN DECK - 35 CABINS with high sliding windows

Cat. A: • 13 double cabins - 2 adjustable twin beds - 14,50 m²

Cat. B: • 5 double cabins - 2 adjustable twin beds - 14,50 m²
• 1 suite - 1 large bed - 15,50 m²

Cat. C: • 14 double cabins - 2 adjustable twin beds - 14,50 m²
• 2 single cabins - 1 single bed - 9,50 m²

AMENITIES

- TV
- Telephone (for internal calls only)
- Safe
- Independent air-conditioning
- Electricity 220V
- Wi-Fi
- Bathroom with shower and toilet
- Hair dryer
- Selection of bath products
- Towels

Please note that there is no laundry service on board the ship.

(1) PRM: Person with Reduced Mobility.

DOUBLE CABIN 3D PLAN



DOUBLE CABIN - UPPER DECK

**TEMPORARY EMERGENCY PHONE NUMBER,
valid only during your cruise: 00 33 (0)6 33 74 52 10**