

MS LOIRE PRINCESSE

Premium ship • 48 cabins • Loire

SHIP CODE: LOI_NV



MS LOIRE PRINCESSE

The design of this ship is exclusive to CroisiEurope since it is the first French ship to sail on the Loire, the last “wild river” in France.

Built in 2015 in Saint-Nazaire, its specificity lies in its side paddle wheels and shallow-draft.

The noble burgundy and pearly colors mingle with copper elements, which give a prestigious character to the interior decoration. A “royal” atmosphere to discover the Loire châteaux from the water. A nod to the famous “inexplosibles” that once crisscrossed the Loire: a large fireplace is located in the middle of the lounge.



LOUNGE / BAR



RESTAURANT



RECEPTION

The welcoming public spaces have large window areas and the cabins on the upper deck have terraces with outdoor furniture.

All meals during the cruise are served in the restaurant on the main deck. Onboard fun, music and dancing happen in the lounge/bar on the upper deck, where a cozy patio also provides great landscape views.

The sun deck has deck chairs and sun loungers ideal for relaxing. In the reception area you can admire the mechanism of the paddle wheels during navigation.




PRM CABIN - UPPER DECK

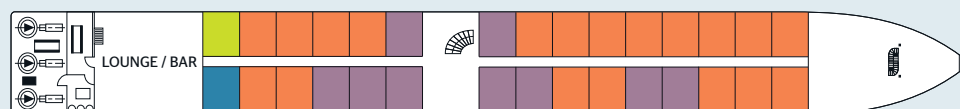
MS LOIRE PRINCESSE

DECKS AND TECHNICAL DETAILS

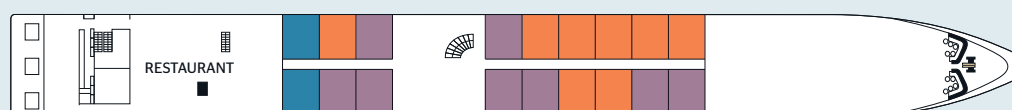
SUN DECK



UPPER DECK



MAIN DECK



Double cabin Cat. A
13,50 m²

Double cabin Cat. B
13,50 m²

Double cabin Cat. C
12 m² and 13,50 m²

PRM cabin⁽¹⁾ Cat. B
12,50 m²

SUN DECK:

- Sun loungers
- Large shaded area

UPPER DECK:

- Terrace
- Lounge / bar with dancefloor
- Reception
- Outside cabins

MAIN DECK:

- Restaurant
- Outside cabins

Year of construction: 2015

Number of decks: 2

Crew members: 24

Length: 80 meters

Width: 11 meters

Number of cabins: 48

Number of passengers: 96

PRM cabin⁽¹⁾: 1

The maximum capacity of the boat is 48 cabins. Depending on cruise requirements, this capacity may be contractually modified.



MS LOIRE PRINCESSE

CABINS

Choose between 3 cabin categories:

Category A: ■

Cabin with a “premium” location.

Category B: ■ ■

Cabin with an “intermediate” location.

Category C: ■

Cabin can be slightly smaller in size and with a “standard” location.

UPPER DECK - 30 CABINS with furnished terrace, sliding panoramic windows

Cat. A: • 17 double cabins - 2 adjustable twin beds - 13,50 m²
• 2 double cabins - 1 large bed - 13,50 m²

Cat. B: • 1 double cabin - 2 adjustable twin beds - 13,50 m²
• 1 PRM cabin⁽¹⁾ - 1 large bed - 12,50 m²

Cat. C: • 2 double cabins - 2 adjustable twin beds - 13,50 m²
• 1 double cabin - 1 large bed - 13,50 m²
• 1 double cabin - 1 large bed - 12 m²
• 5 double cabins - 2 adjustable twin beds - 12 m²

DOUBLE CABIN 3D PLAN



MAIN DECK - 18 CABINS with high windows

Cat. A: • 8 double cabins - 2 adjustable twin beds - 13,50 m²

Cat. B: • 2 double cabins - 2 adjustable twin beds - 13,50 m²

Cat. C: • 2 double cabins - 2 adjustable twin beds - 13,50 m²
• 6 double cabins - 2 adjustable twin beds - 12 m²

AMENITIES

- TV
- Telephone (for internal calls only)
- Safe
- Independent air-conditioning
- Electricity 220V
- Wi-Fi
- Bathroom with shower and toilet
- Hair dryer
- Selection of bath products
- Towels

Please note that there is no laundry service on board the ship.



DOUBLE CABIN - UPPER DECK

(1) PRM: Person with Reduced Mobility.

TEMPORARY EMERGENCY PHONE NUMBER,
valid only during your cruise: 00 33 (0)6 42 29 96 65